



**SOLUCIONES
TÉCNICAS
PARA EL MUEBLE**

**20
23**

**Sistema
CADRO**



SISTEMA CADRO

CADRO SYSTEM

Fabricación
a medida

2



SISTEMA CADRO CADRO SYSTEM



CADRO es un sistema modular de aluminio extremadamente versátil que le permite crear un sinfín de soluciones de decoración.
CADRO is an extremely versatile aluminium modular system that allows you to create an endless range of furnishing solutions.



SISTEMA CADRO

CADRO SYSTEM



4



Además de los kits estándar, la posibilidad de construir del sistema CADRO a medida, junto con la amplia gama de accesorios, ¡te permite dar rienda suelta a tu imaginación y crear todas las composiciones posibles!

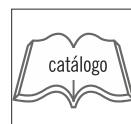

Cajones, puertas embisagradas batientes (en cristal, aluminio o madera), puertas correderas, iluminación, ... todo ello es posible gracias a la amplia gama de perfiles y uniones disponibles en el sistema CADRO.

Máxima garantía alemana de un líder del sector, Hettich

In addition to the standard kits, the possibility of building the CADRO system to measure, together with the wide range of accessories, allows you to give free rein to your imagination and create all possible compositions!

Drawers, hinged doors (in glass, aluminum or wood), sliding doors, lighting,... all this is possible thanks to the wide range of profiles and joints available in the CADRO system.

Top German guarantee from an industry leader, Hettich



SISTEMA CADRO CADRO SYSTEM



Kitchen



Living-Room

SISTEMA CADRO

CADRO SYSTEM

Fabricación
a medida

6

Modern art



SISTEMA CADRO CADRO SYSTEM

Fabricación
a medida

7



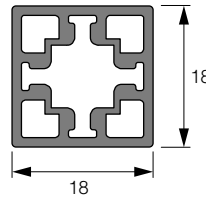
SISTEMA CADRO

CADRO SYSTEM



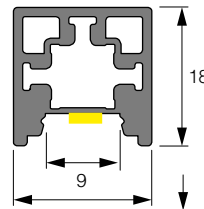
9 298 780 Negro mate / Matt black

- » Perfil base, uso como tirante vertical en estanterías
- » Base profile, e.g. for use as vertical stay in shelf units.



9 298 812 Negro mate / Matt black

- » Perfil base iluminado, adecuado para usar tiras de LED estándar en un ancho máximo de 6 mm.
- » Basic profile for accent lighting, for using standard LED strips in a maximum width of 6 mm
- » Perfil de difusión de cubierta por separado
- » covering diffusion profile separately



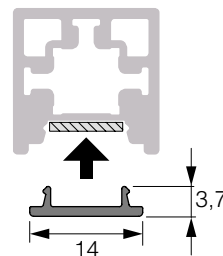
9 298 818 Translúcido / Translucent

9 298 819 Negro mate / Matt black

- » Perfil de difusión de cubierta por separado
- » covering diffusion profile separately

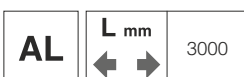
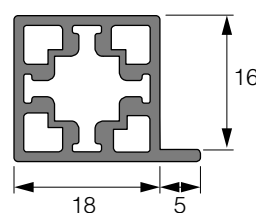
Acabado translúcido en combinación con tiras LED
Translucent finish in combination with LED strips 9 298 818

Acabado negro para cubrir cableado de alimentación
Black finish for covering power supply 9 298 819



9 298 792 Negro mate / Matt black

- » Perfil montante, uso como soporte de tableros de 16 mm.
- » Shelf profile for mounting 16 mm shelves.



SISTEMA CADRO

CADRO SYSTEM



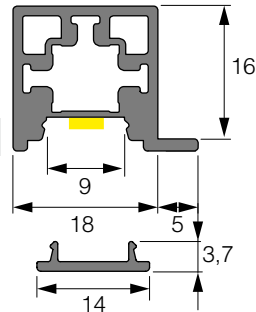
9 298 814 Negro mate / Matt black

» Perfil balda iluminado para el montaje de baldas de 16 mm.
» Light profile, shelf profile for accent lighting for mounting 16 mm shelves

» Perfil de difusión de cubierta por separado
» covering diffusion profile separately

Acabado translúcido en combinación con tiras LED
Translucent finish in combination with LED strips **9 298 818**

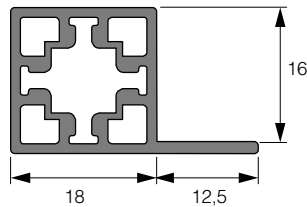
Acabado negro para cubrir cableado de alimentación
Black finish for covering power supply **9 298 819**



9 298 796 Negro mate / Matt black

» Perfil montante para atornillar, uso como soporte de tableros de 16 mm.

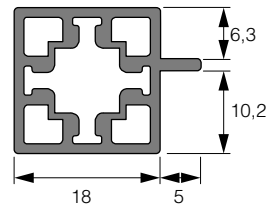
» Side / shelf profile for screw mounting 16 mm shelves.



9 298 794 Negro mate / Matt black

» Perfil de estante de vidrio / lateral / perfil de estante, ranurado para colocar estantes de vidrio de 6 mm o instalar estantes de madera ranurados de 16 mm.

» Glass shelf profile / side / shelf profile, grooved for fitting 6 mm glass shelves or installing 16 mm grooved wooden shelves.

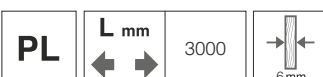
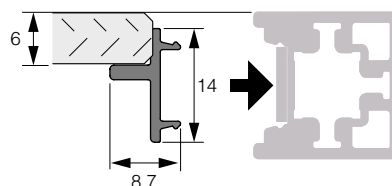


9 298 820 Negro mate / Matt black

» Perfil de difusión con nervio para montaje de estantes de vidrio acrílico o plexiglás de 6 mm.

» Diffusion profile with rib for mounting 6 mm glass or Plexiglas acrylic glass shelves.

» **Compatible con los perfiles: 9 298 812 / 9 298 813**
» For clipping onto the lighting profile base, order no. 9 298 812 / 9 298 813



SISTEMA CADRO

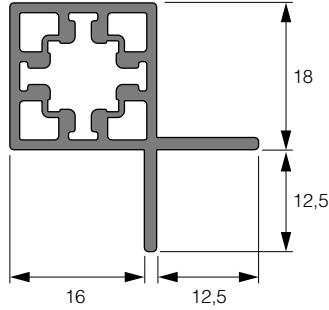
CADRO SYSTEM



10

9 303 886 Negro mate / Matt black

- » Perfil angular para atornillar, uso como soporte de tableros de 16 mm.
- » Corner profile for screwing on 16 mm shelves.



| | | |
|----|------|------|
| AL | L mm | 3000 |
| | ← → | |



CADRO una solución para cada diseño. ¿Hasta donde llega tu imaginación?
 CADRO a solution for each design. How far does your imagination go?



SISTEMA CADRO CADRO SYSTEM

Fabricación
a medida

11



SISTEMA CADRO

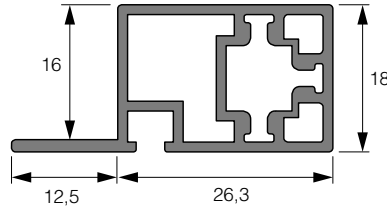
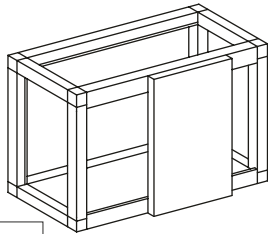
CADRO SYSTEM



9 298 802 Negro mate / Matt black

» Perfil superior para soluciones de puertas correderas enrasadas.

» Top panel profile for flush fitting sliding door solutions.

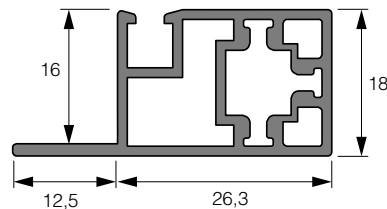
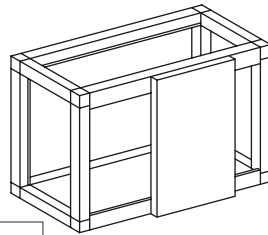


| | | |
|----|------|------|
| AL | L mm | 3000 |
| | ← → | |

9 298 804 Negro mate / Matt black

» Perfil inferior para soluciones de puertas correderas enrasadas.

» Bottom panel profile for flush fitting sliding door solutions.

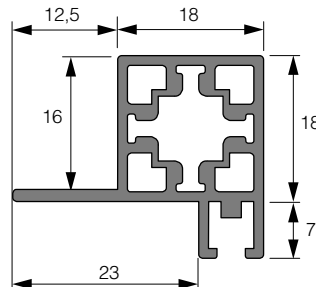
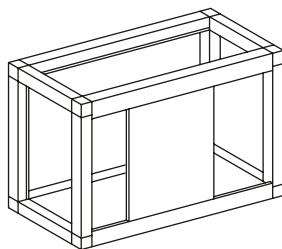


| | | |
|----|------|------|
| AL | L mm | 3000 |
| | ← → | |

9 298 798 Negro mate / Matt black

» Perfil panel superior para soluciones de puertas correderas superpuestas.

» Top panel profile for overlay sliding door solutions.

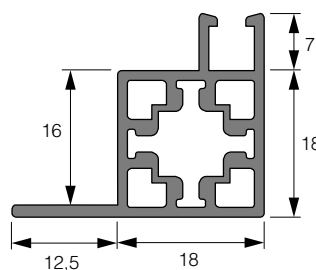
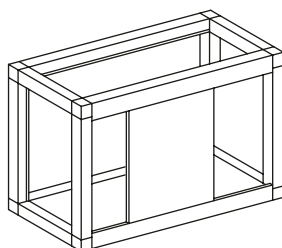


| | | |
|----|------|------|
| AL | L mm | 3000 |
| | ← → | |

9 298 800 Negro mate / Matt black

» Perfil inferior para soluciones de puertas correderas superpuestas.

» Bottom panel profile for overlay sliding door solutions.



| | | |
|----|------|------|
| AL | L mm | 3000 |
| | ← → | |

SISTEMA CADRO CADRO SYSTEM

Fabricación
a medida

13

9 201 921 Acero_ABS / Steel_ABS plastic

» SlideLine M Set de herrajes para puertas amortiguadas en apertura, cierre y colisión.

Ancho mínimo de la puerta = 450 mm.

Peso máximo de la puerta = 10 kg.

» SlideLine M Fitting set for soft-close doors in opening, closing and collision.

Minimum width of the door = 450 mm.

Maximum door weight = 10 kg.



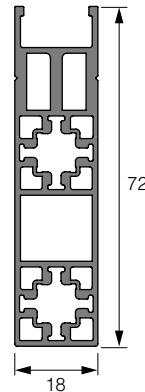
SISTEMA CADRO

CADRO SYSTEM



9 298 806 Negro mate / Matt black

- » Perfil transversal para la colocación la guía de cajón en la estructura.
- » Transversal profile for placing the drawer guide in the structure.

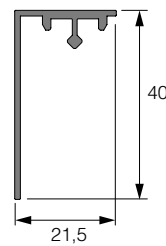
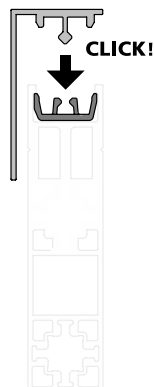


| | | |
|----|------|------|
| AL | L mm | 3000 |
| | ← → | |

9 298 808 Negro mate / Matt black

- » Embellecedor simple para cubrir la guía de cajón en la estructura.
- » Simple trim to cover the drawer runner in the structure.

| | | |
|----|------|------|
| AL | L mm | 3000 |
| | ← → | |



9 304 915

- » Clip de montaje. se recomienda utilizar 3 uds. por lado
- » Clip for mounting the cover. recommend using 3 clips on each drawer side

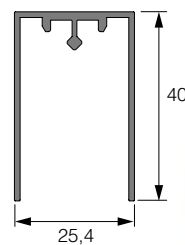
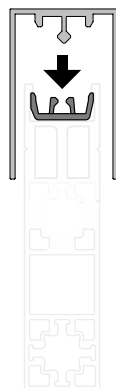


PL

9 298 810 Negro mate / Matt black

- » Embellecedor doble para cubrir la guía de cajón en la estructura.
- » Double trim to cover the drawer guide in the structure.

| | | |
|----|------|------|
| AL | L mm | 3000 |
| | ← → | |



9 304 915

- » Clip de montaje. se recomienda utilizar 3 uds. por lado
- » Clip for mounting the cover. recommend using 3 clips on each drawer side



PL

SISTEMA CADRO CADRO SYSTEM

Fabricación
a medida

15



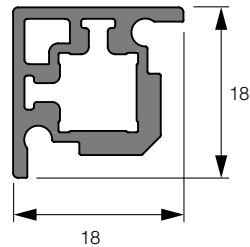
SISTEMA CADRO - VITRINA DE CRISTAL

CADRO SYSTEM - GLASS DISPLAY CABINET

Fabricación a medida

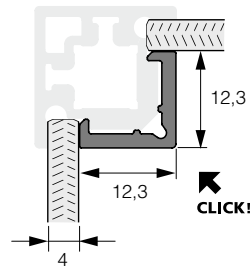
9 303 912 Negro mate / Matt black

- » Perfil angular para la fabricación de vitrinas con vidrios de 4 mm (vidrio templado).
- » Profile for receiving 4 mm glass elements (toughened safety glass)



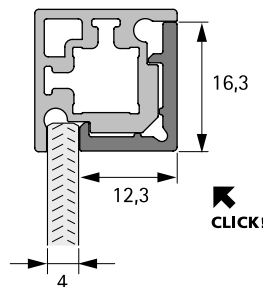
9 303 918 Negro mate / Matt black

- » Clip plástico de remate interno para la fijación de los 2 vidrios.
- » Clip on corner profile, for 2 side, fixing two 4 mm glass elements (toughened safety glass)



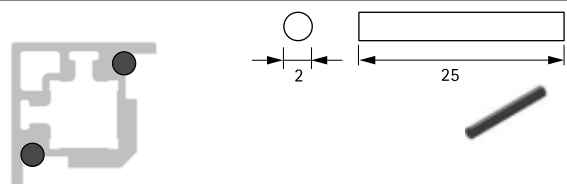
9 303 916 Negro mate / Matt black

- » Clip plástico de remate interno para la fijación del vidrio con cierre lateral para panel o puerta.
- » Clip on corner profile, for 1 side, fixing a 4 mm glass element (toughened safety glass); the other side of the profile is closed, e.g. for a door panel



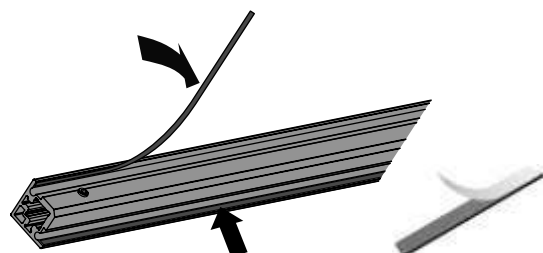
9 303 926 Silicona negra / Silicone, black

- » Sello redondo para encajar en perfil angular.
- » Recomendamos un sello en cada extremo del perfil y al menos una sección adicional cada 250 mm.
- » Round cord seal for fitting into the glass corner profile.
- » We recommend one sealing section at each end of the profile and at least one additional section every 250 mm



9 303 927 Plástico negro / Plastic, black

- » Sello, autoadhesivo.
- » Para el montaje en los lados interiores del perfil 9 303 912.
- » El sello autoadhesivo fija de forma el vidrio al perfil.
- » Seal, self adhesive.
- » For mounting on the inner sides of the glass corner profile.
- » The self adhesive seal securely fixes the glass elements in the glass profile.



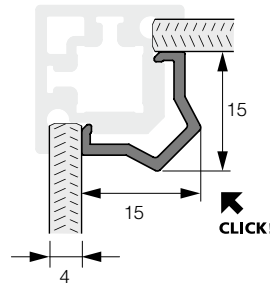
SISTEMA CADRO - VITRINA DE CRISTAL

CADRO SYSTEM - GLASS DISPLAY CABINET



9 303 925 Translúcido / Translucent

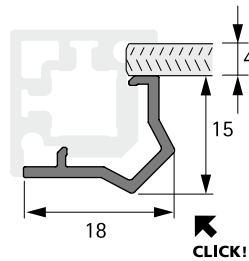
- » Clip plástico de remate interno para la fijación de los 2 vidrios con iluminación indirecta.
- » Clip on corner profile for two sides for indirect lighting.



| | | |
|----|------|------|
| PL | L mm | 3000 |
| | ← → | |

9 303 924 Translúcido / Translucent

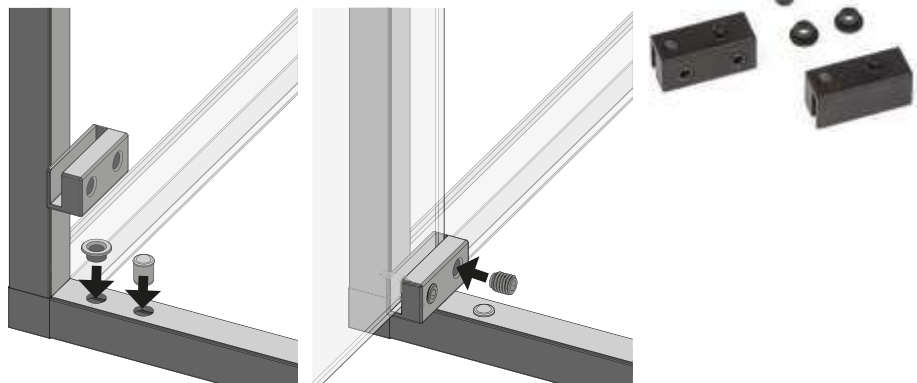
- » Clip plástico de remate interno para la fijación de los 2 vidrios con iluminación indirecta.
- » Clip on corner profile for one side for indirect lighting.



| | | |
|----|------|------|
| PL | L mm | 3000 |
| | ← → | |

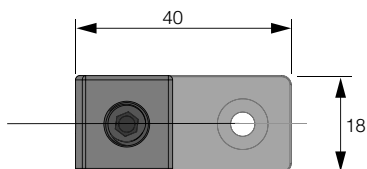
9 303 928 Negro mate / Matt black

- » Bisagra para cristal de 4 mm.
- » Hinge for 4 mm glass.



9 303 936 Negro mate / Matt black

- » Soporte para tirador con fijación por abrazadera, no es necesario taladrar el cristal de la puerta.
- » Bracket for handle with clamp fixing, it is not necessary to drill the glass of the door.



SISTEMA CADRO - VITRINA DE CRISTAL

CADRO SYSTEM - GLASS DISPLAY CABINET

Fabricación a medida




SISTEMA CADRO

CADRO SYSTEM




9 298 822 Negro mate / Matt black

- » Conector de 2 vías.
- » Connecting node, 2-way.




9 298 823 Negro mate / Matt black

- » Conector, 2 vías, con capacidad de ajuste de altura.
- » Connecting node, 2-way, with height adjustment capability.



9 298 825 Negro mate / Matt black

- » Conector 3 vías, 2D.
- » Upright profile for screwing, use as a support for 16 mm boards.



9 298 827 Negro mate / Matt black

- » Conector, 3 vías, 2D, con capacidad de ajuste de altura.
- » Connecting node, 3-way, 2D, with height adjustment capability.



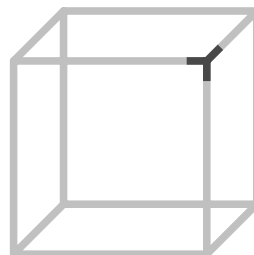
SISTEMA CADRO

CADRO SYSTEM



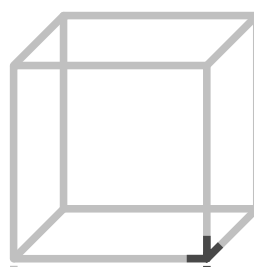
9 298 829 Negro mate / Matt black

- » **Conector, 3 vías, 3D.**
- » Connecting node, 3-way, 3D.



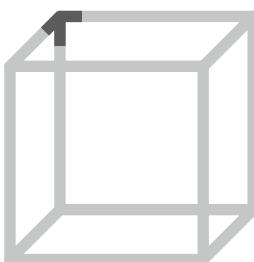
9 298 839 Negro mate / Matt black

- » **Conector, 3 vías, 3D para perfiles electricados.**
- » **Con hueco para enrutar el cableado de iluminación.**
- » Connecting node, 3-way, 3D. LED connection.
- » With recess for routing through the lighting cabling.



9 298 831 Negro mate / Matt black

- » **Conector, 3 vías, 3D, con capacidad de ajuste de altura.**
- » Connecting node, 3-way, 3D, with height adjustment capability.



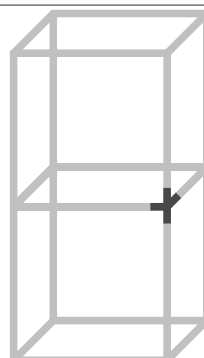
9 298 843 Negro mate / Matt black

- » **Conector, 3 vías, 3D para perfiles electricados.**
- » **Con hueco para enrutar el cableado de iluminación.**
- » **Con orificio de \varnothing 10 mm para la alimentación al panel trasero o al exterior**
- » Connecting node, 3-way, 3D. LED connection.
- » With recess for routing through the lighting cabling.
- » With \varnothing 10 mm hole for the power supply to the rear panel or to the outside.



9 298 833 Negro mate / Matt black

- » **Conector, 4 vías.**
- » Connecting node, 4-way.



9 298 841 Negro mate / Matt black

- » **Conector, 4 vías.**
- » **Con hueco para enrutar el cableado de iluminación.**
- » Connecting node, 4-way. LED connection.
- » With recess for routing through the lighting cabling.

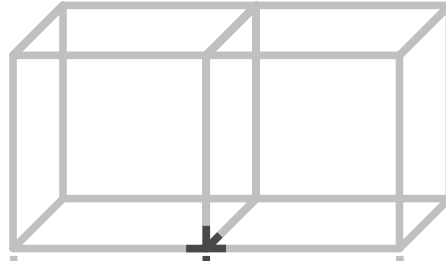
SISTEMA CADRO

CADRO SYSTEM



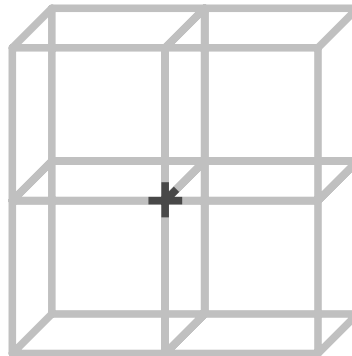
9 298 835 Negro mate / Matt black

- » Conector, 4 vías, con capacidad de ajuste de altura.
- » Connecting node, 4-way, with height adjustment capability.



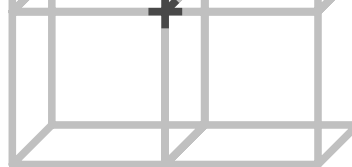
9 298 837 Negro mate / Matt black

- » Conector, 5 vías.
- » Connecting node, 5-way.



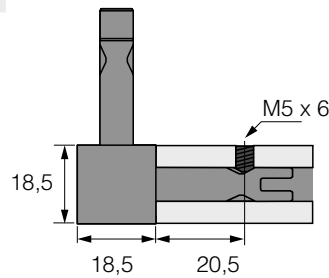
9 303 881 Negro mate / Matt black

- » Conector, 5 vías, para perfiles electrificados.
- » Con hueco para enrutar el cableado de iluminación.
- » Connecting node, 5-way, LED connection.
- » With recess for routing through the lighting cabling.



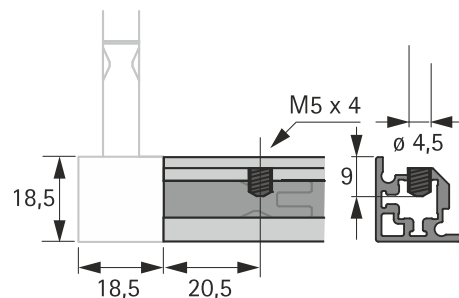
9 298 859 Negro / Black

- » Tornillo prisionero autorroscante, M5 x 6 mm, DIN 913.
- » Threaded stud, M5 x 6 mm.



9 303 930 Negro / Black

- » Tornillo prisionero autorroscante, M5 x 4 mm, DIN 913.
 - » Para fijación interior de los perfiles electrificados.
 - » Glass profile threaded stud, M5 x 4 mm.
- The glass profiles are drilled and screw mounted on the inside of the profiles, this work being completely concealed by the respective clip on profile



SISTEMA CADRO

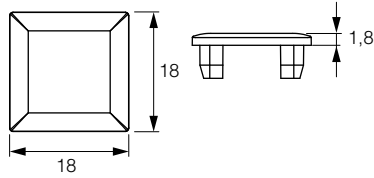
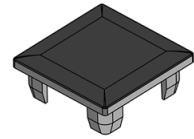
CADRO SYSTEM



22

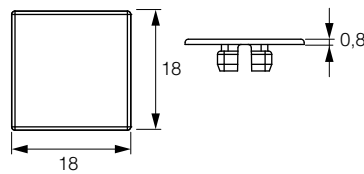
9 298 849 Negro mate / Matt black

- » Tapa para perfil, estándar.
- » Profile cover cap, standard.



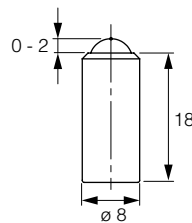
9 298 851 Negro mate / Matt black

- » Tapa para perfil Slim.
- » Slim profile cover cap.



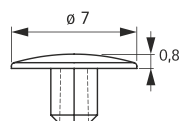
9 298 863 Negro mate / Matt black

- » Dispositivo de bloqueo de cojinete de bolas.
- » Ball bearing locking fixture.



9 298 856 Negro mate / Matt black

- » Tapón M5.
- » Cover cap for M5 threaded stud.



SISTEMA CADRO

CADRO SYSTEM



9 298 847

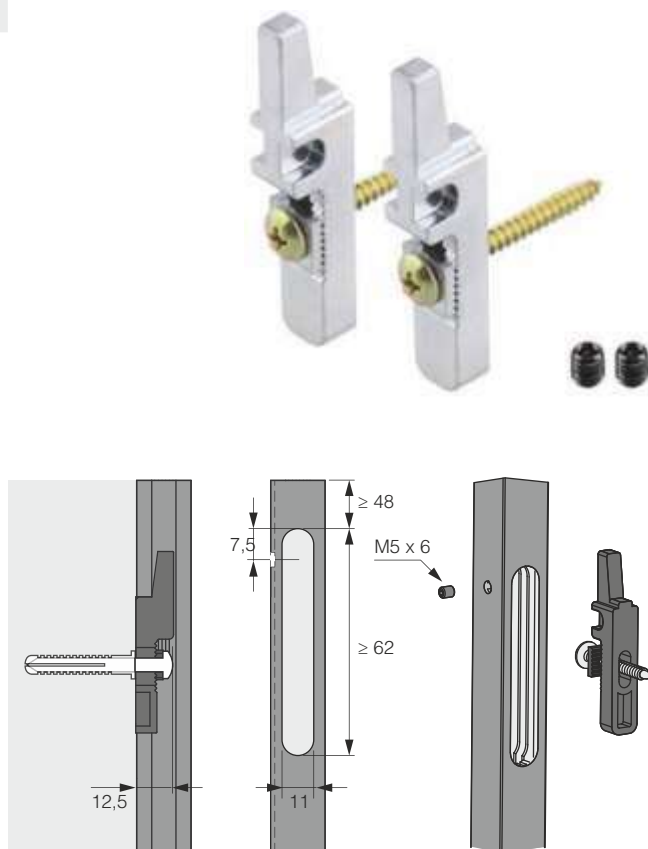
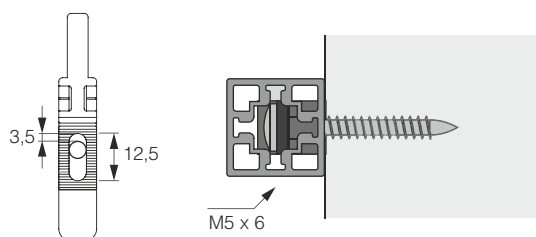
- » Set de soportes ocultos para montaje en pared.
- » Capacidad de carga máximo 60 kg. el set.
- » No compatible con los perfiles de vitrina.
- » Set Wall mount, concealed.
- » Max. load capacity 60 kg per set.
- » Not compatible with glass cabinet profiles.

El juego comprende:

- » 2 soportes de pared, acero galvanizado.
- » 2 tornillos de cabeza plana, 4 x 38 mm.
- » 2 tacos de pared de plástico, 7 x 35 mm.
- » 4 espárragos roscados, M5 x 6 mm, black.

Set comprises:

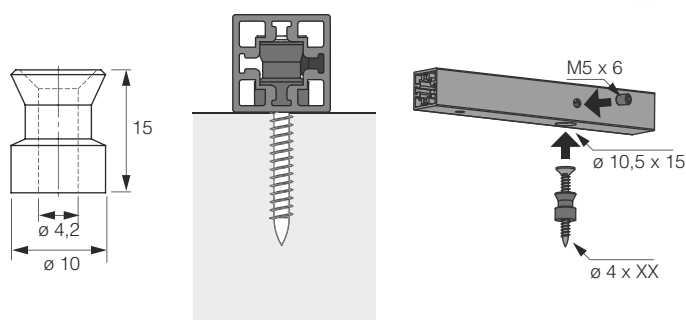
- » 2 wall mounts, galvanised steel
- » 2 flat head screws, 4 x 38 mm
- » 2 plastic wall plugs, 7 x 35 mm
- » 4 threaded studs, M5 x 6 mm, in 2 surface finishes.



9 298 848

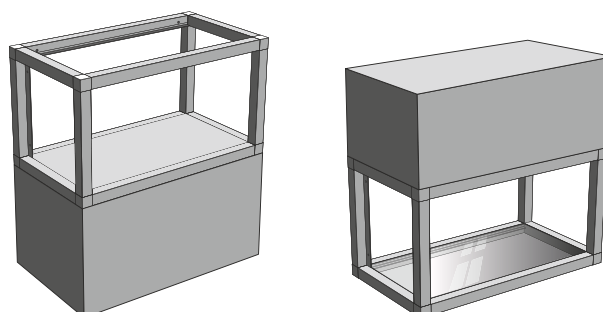
Acero inox. / Stainless steel

- » Manguito de fijación.
- » Utilizados correctamente, cuatro manguitos de fijación proporcionan una capacidad de carga máxima de 30 kg cuando se cuelga una estantería Cadro en un armario.
- » Los tornillos de fijación no están incluidos, ya que deben adaptarse al elemento de mobiliario en cuestión.
- » Ball bearing locking fixture.
- » Used in the proper way, four fixing sleeves provide a maximum load capacity of 30 kg when hanging a Cadro shelf unit on a cabinet.
- » Fixing screws are not included as they must suit the furniture element concerned



El manguito de fijación debe atornillarse al elemento de mobiliario existente, luego se coloca el perfil Cadro pretaladrado y se asegura con un tornillo sin cabeza.

The fixing sleeve must be screwed to the existing furniture element, the predrilled Cadro profile is then positioned and secured by grub screw



SISTEMA CADRO - VITRINA DE CRISTAL

CADRO SYSTEM - GLASS DISPLAY CABINET

Fabricación a medida





SOLUCIONES TÉCNICAS PARA EL MUEBLE, S.L.

Pol.Ind. Río do Pozo Sector IV - Rúa dos Toneleiros, W6
15.573 - Narón
A Coruña

t: 981 109 585

f: 881 936 683

e-mail: info@stmsoluciones.eu

web: www.stmsoluciones.eu



Technik für Möbel

